

ORAL ROBERTS Golden Eagles

Quick Facts

Location	Tulsa, Okla.
Enrollment	3,852
Nickname	Golden Eagles
Colors	Navy Blue and Vegas Gold
Website	www.ORUathletics.com

President	Dr. William "Billy" Wilson
Athletics Director	Mike Carter
Media Relations Contact	Blake Freeland
Freeland's Email	bfreeland@oru.edu
Twitter Info	@ORUMBB / #ORUMBB / @bfreeland



2016-17 Schedule/Results

Date	Opponent	Time
Nov. 2	Southeastern Okla. St. (Exh.)	W, 82-75
Nov. 11	at Baylor	L, 61-76
Nov. 14	Rogers State	W, 87-76
Nov. 18	vs. Ole Miss ~	L, 88-95 (OT)
Nov. 19	vs. Loyola ~	L, 53-78
Nov. 21	vs. Montana ~	L, 47-68
Nov. 28	Tulsa (PSO Mayor's Cup)	L, 65-79
Dec. 1	at Oakland	L, 64-92
Dec. 3	at Michigan State	L, 76-80
Dec. 7	at Oklahoma	7 p.m.
Dec. 10	John Brown	3 p.m.
Dec. 14	at Missouri State	7:05 p.m.
Dec. 17	at Creighton	7 p.m.
Dec. 19	Little Rock	7 p.m.
Dec. 23	Richmond	3 p.m.
Dec. 28	at Denver *	8 p.m.
Dec. 31	at Fort Wayne *	1:30 p.m.
Jan. 7	at Western Illinois *	2 p.m.
Jan. 12	South Dakota State *	7 p.m.
Jan. 14	IUPUI * %	3 p.m.
Jan. 18	South Dakota *	7 p.m.
Jan. 21	Omaha *	3 p.m.
Jan. 25	at North Dakota State *	7 p.m.
Jan. 28	Fort Wayne *	3 p.m.
Jan. 31	Denver *	7 p.m.
Feb. 4	at South Dakota State *	7 p.m.
Feb. 8	Western Illinois *	7 p.m.
Feb. 11	at IUPUI *	6 p.m.
Feb. 16	at Omaha *	7 p.m.
Feb. 18	at South Dakota *	3:15 p.m.
Feb. 22	North Dakota State *	7 p.m.
Mar. 4-7	Summit League Tournament	TBA
~ - Paradise Jam * - Summit League Game % - Hall of Fame Night		
Rankings in parentheses Home Games in Bold		
Times listed are Central and subject to change		



Oral Roberts Golden Eagles

Record	1-7 (0-0 Summit League)	Head Coach	Scott Sutton (Okla. St., 1995)
Streak	6 L	Record at ORU	321-232 (17th Season)
Ranking (AP/Coaches)	-- / --	Career Record	321-232 (17th Season)
Ranking (Mid-Major)	--	Department Twitter	@ORUathletics
NCAA RPI	261	MBB Twitter	@ORUMBB / #ORUMBB

December 7, 2016 | 7 p.m. | Norman, Okla. | Lloyd Noble Center (11,562) | FS Oklahoma



Oklahoma Sooners

Record	5-2 (0-0 Big 12)	Head Coach	Lon Kruger
Streak	1 L	Record at OU	116-59 (6th Season)
Ranking (AP/Coaches)	-- / --	Career Record	595-363 (31st Season)
NCAA RPI	134	Department Twitter	@OU Athletics
		MBB Twitter	@OU_MBBall

Quick Hits

- ORU and Oklahoma will play for the third year in a row and the sixth time in seven years. The Sooners lead the all-time series 15-2.
- **A win Wednesday would** give ORU its third win in the series and first since the 1977 season. It would be the second win in Norman.
- The Golden Eagles return three starters and a total of eight lettermen from last year's squad, including three of the top four in scoring, and more than 50 percent of the total points from last year.
- Junior **Albert Owens** returns as the leading scorer, rebounder, free throw shooter (made) and shot blocker.

Oral Roberts Probable Starters *

*-Based on previous game



No.	Name	Pos.	Ht.	Yr.	Hometown
0	Aaron Young 8 GP / 6 GS	G	5-11 7.1 ppg	Sr. 1.1 rpg	Edmond, Okla.
10	Jalen Bradley 8 GP / 8 GS	G	6-1 11.1 ppg	Sr. 4.8 apg	Norfolk, Neb.
1	Kris Martin 6 GP / 6 GS	G	6-6 10.7 ppg	So. 2.5 rpg	Frisco, Texas
23	Emmanuel Nzekwesi 8 GP / 8 GS	F	6-8 12.4 ppg	Fr.	Trophy Club, Texas 10.0 rpg
44	Albert Owens 8 GP / 8 GS	F	6-9 16.1 ppg	Jr. 5.9 rpg	Cedar Hill, Texas

Other Returners and Newcomers

3	Jontray Harris	6-4	180	R-So.	3.4 ppg/1.5 rpg
12	Isaac Gilliam	6-2	190	Sr.	1 GP
13	Aaron Anderson	6-3	200	R-Sr.	7.7 ppg/2.4 apg
20	Spencer Sutton	6-4	215	Fr.	Tulsa, Okla.
25	Javan White	6-10	230	So.	0 GP
30	Dezmond McDaniel	5-11	173	Fr.	1.3 ppg/0.9 rpg
32	Kellen Manek	6-7	227	Fr.	Redshirting
33	Darian Harris	6-6	198	R-Jr.	1.8 ppg/1.7 rpg
35	R.J. Smith	6-5	215	Fr.	Redshirting
52	Chris Miller	6-8	261	Fr.	4.1 ppg/3.4 rpg



@ORUMBB / #ORUMBB



TEAM INFORMATION

Scan the QR code for additional information on the ORU MBB team



ORU ONLINE

ORUathletics.com

Stay logged on to ORUathletics.com for stats, game recaps, #NextDayNumbers InfoGraphics and more

Media Information

There are a number of ways to keep up with the Oral Roberts men's basketball team. All regular season games can be heard on the radio at KYAL "The Sports Animal" 97.1 FM/94.5 FM and 1550 AM. Free audio will also be available on www.ORUAthletics.com. Summit League home games will be broadcast live on ESPN3 and are also available on the go through the WatchESPN app. Finally, updates can be found on Twitter by following @ORUAthletics, @ORUMBB, @bfreeland or the hashtag #ORUMBB.

Interview Procedures

During the week: **Head Coach Scott Sutton** and players will be available for interviews up to 30 minutes prior to practice each day with advance notice. Contact the ORU Media Relations Department to arrange interviews and verify practice times.

After the game: Players and coaches will be available in the media room after a 10-minute cool-down period. For specific interview requests, please contact a member of the ORU Media Relations staff. At home games, **members of the opposing team will NOT be taken to the media room** unless otherwise specified. All requests for opposing coaches and players should go through the visiting SID.

Quick Facts (Prior to the 2016-17 Season)

First Year of Basketball: 1965-66

Overall All-Time Record: 899-619 (.592) (51 years)

NCAA Tournament Appearances (Rec): 5 (2-5)

Last NCAA Tournament: 2008 First Round (L, 82-63 vs. Pittsburgh)

2015-16 Record: 14-17 (8-4 H; 4-12 A; 2-1 N)

2015-16 Summit League Record/Finish: 6-10/7th

2015-16 Post-Season: N/A

Final Ranking Last Year: n/a

Starters Returning/Lost: 3/2

Lettermen Returning/Lost: 8/5

Newcomers: 7

ORU Media Relations

Assistant A.D.-Media/MBB	Blake Freeland
Freeland's Phone	918-495-7181
Email	bfreeland@oru.edu
Dir.-Media Relations	Scott Slarks
Slark's Phone	918-495-6646
Email	sslarks@oru.edu
Media Relations Assistant	Jarrett Hardwick
Hardwick's Phone	918-495-7094
Email	jhardwick@oru.edu
Student Assistants	Matthew Caswell, Jensen Cooper, Frida Cornelio-Ramos, Allan Guerrero, Jared Jones, D'Vlyn Rogers, Ilana Silva, Sarah Varcarel, Darrell Walker
Media Relations Fax	918-495-7142
Website	www.ORUAthletics.com
Mailing Address	7777 S. Lewis Ave. Tulsa, OK 74171

@ORUMBB / #ORUMBB

ORU CAREER COACHING RECORDS

Entering his 18th season at ORU, **Scott Sutton** is easily the winningest coach in ORU history.

COACH	SEASONS	YEARS	WON	LOST	PCT.
Jerry Hale	3	1974-77	61	21	.744
Bill White	4	1965-69	65	35	.650
Ken Trickey	11	1969-74, 87-93	214	116	.648
Barry Hinson	2	1997-99	36	23	.610
Scott Sutton	17	1999-pres.	321	232	.580
Dick Acres	3	1982-85	47	34	.580
Lake Kelly	2	1977-79	30	24	.556
Ken Hayes	3+	1979-83	50	43	.538
Bill Self	4	1993-97	55	54	.505
Ted Owens	2	1985-87	21	35	.375



Statistical Trends, Wins and Losses

Wins (1 gm)		Losses (7 gms)
87.0	Scoring Average	64.9
76.0	Opp. Scoring Average	81.1
.462	FG Percent	.393
.424	FG Percent Defense	.472
.500	3FG Percent	.338
+11.0	Rebounding Margin	-6.4
21.0	FT Made/Game	10.3
16.0	Assists/Game	13.0
11.0	Steals/Game	5.3
16.0	Turnovers/Game	13.7
0.0	Blocks/Game	3.0



Summit League Standings (Based on preseason poll)

Team	Overall	Conference
Fort Wayne	7-2	0-0
South Dakota State	4-6	0-0
North Dakota State	6-3	0-0
Omaha	4-4	0-0
IUPUI	3-5	0-0
Oral Roberts	1-7	0-0
South Dakota	6-4	0-0
Denver	3-4	0-0
Western Illinois	2-6	0-0

This Week's Summit League Schedule

Dec. 07	Montana St.	at South Dakota	1:00 PM	Dec. 10	Eastern Illinois	at Western Illinois	2:00 PM
Dec. 07	South Dakota St.	at UNI	7:00 PM	Dec. 10	Denver	at Air Force	2:00 PM
Dec. 07	Denver	at Texas A&M	7:00 PM	Dec. 10	IUPUI	at Miami (Ohio)	2:30 PM
Dec. 07	Oral Roberts	at Oklahoma	7:00 PM	Dec. 10	John Brown	at Oral Roberts	3:00 PM
Dec. 07	North Dakota	at North Dakota St.	7:00 PM	Dec. 10	Idaho	at South Dakota St.	7:00 PM
Dec. 10	Sacramento St.	at South Dakota	1:00 PM	Dec. 10	Montana St.	at Omaha	7:00 PM
Dec. 10	Austin Peay	at Fort Wayne	1:30 PM	Dec. 12	Urbana	at IUPUI	6:00 PM

Next on the Schedule



John Brown • Dec. 10
Mabee Center • 3 p.m.



at Missouri State • Dec. 14
Springfield, Mo. • 7 p.m.



at Creighton • Dec. 17
Omaha, Neb. • 7 p.m.

Last Time Out**The Basics****Score:** Michigan State 80 – Oral Roberts 76**Records:** MSU (5-4) – ORU (1-7)**Location:** East Lansing, Mich. (Breslin Center)

EAST LANSING, Mich. – A two-point game with 20 seconds to play, the Oral Roberts men's basketball put a scare into the Breslin Center crowd of 14,797, but Michigan State made free enough throws to hold off the ORU charge, as the Spartans won the game, 80-76.

Emmanuel Nzekwesi led the ORU offense with his third double-double of the season, scoring a career-high 21 points and grabbing a game-high 13 rebounds with six offensive rebounds. Jalen Bradley added 17 points and six assists and Albert Owens scored 15. Kris Martin scored 16, including a four-point play that made it a two point margin with 20 seconds to play.

Nick Ward was 8-11 inside for Michigan State with a game-high 24 points. Cassius Winston added 15 and nine assists, while Eron Harris chipped in 12 points.

ORU out-rebounded Michigan State 38-37 and used it to a 17-10 advantage in second chance points.

Quote of the Game

"I appreciate Coach Izzo for letting us come up here and play Michigan State. We've played all over the country and this is certainly one of the elite programs in America. I'm proud of our guys. We've come a long way since Thursday night at Oakland. We made some mistakes that didn't allow us to win the game, but I feel much better about this group," Coach Scott Sutton.

TOGETHER

ORU MEN'S BASKETBALL

#NEXTDAYNUMBERS

1ST HALF 33

2ND HALF 43

FINAL

1ST HALF 34

2ND HALF 46

76

80

STATISTICAL LEADERS

POINTS	REBOUNDS	ASSISTS
NZEKWESEI 21 POINTS CAREER HIGH	NZEKWESEI 13 REBOUNDS	BRADLEY 6 ASSISTS

FAST BREAK POINTS

2 → 16

GAME FLOW

POINTS

REBOUNDS

BLOCKS

MINUTES

EMMANUEL NZEKWESEI
*LED THE TEAM

PHOTO OF THE GAME


COMING UP NEXT

WEDNESDAY
DECEMBER 7 | 7 P.M.
LLOYD NOBLE CENTER | NORMAN, OKLA.
FOX SPORTS OKLAHOMA

#ORUMBB

@ORUathletics


ORU ATHLETICS.COM



Official Basketball Box Score -- Game Totals -- Final Statistics

Oral Roberts vs Michigan State

12/3/16 4:30 pm at East Lansing, Mich. / Breslin Center



Oral Roberts 76 • 1-7

#	Player	Total			3-Ptr		Rebounds			PF	TP	A	TO	Blk	Stl	Min
		FG-FGA	FG-FGA	FT-FTA	Off	Def	Tot									
23	Nzekwesi, Emmanuel	7-17	2-3	5-7	6	7	13	4	21	3	2	2	1	37		
44	Owens, Albert	6-19	0-1	3-4	4	4	8	4	15	0	1	2	0	37		
00	Young, Aaron	3-4	1-2	0-0	0	0	0	3	7	3	0	0	0	32		
01	Martin, Kris	5-13	3-7	3-3	0	2	2	4	16	0	4	0	1	35		
10	Bradley, Jalen	4-11	2-4	7-7	0	4	4	1	17	6	1	0	2	40		
03	Harris, Jontray	0-1	0-1	0-0	0	0	0	0	0	0	0	0	0	3		
33	Harris, Darian	0-0	0-0	0-0	0	3	3	4	0	1	1	0	0	13		
52	Miller, Chris	0-0	0-0	0-0	0	1	1	5	0	0	1	0	0	3		
Team																
Totals		25-65	8-18	18-21	14	24	38	25	76	13	10	4	4	200		
FG % 1st Half: 13-35 37.1% 2nd half: 12-30 40.0% Game: 25-65 38.5%																
3FG % 1st Half: 4-10 40.0% 2nd half: 4-8 50.0% Game: 8-18 44.4%																
FT % 1st Half: 3-4 75.0% 2nd half: 15-17 88.2% Game: 18-21 85.7%																
Deadball Rebounds 3																

Michigan State 80 • 5-4

#	Player	Total			3-Ptr		Rebounds			PF	TP	A	TO	Blk	Stl	Min
		FG-FGA	FG-FGA	FT-FTA	Off	Def	Tot									
25	Goins, Kenny	0-2	0-0	0-0	2	4	6	4	0	1	1	3	0	23		
00	Ahrens, Kyle	0-3	0-3	6-8	0	4	4	1	6	1	0	0	0	22		
11	Nairn Jr., Lourawls	2-3	0-1	0-0	0	1	1	2	4	2	1	1	0	17		
14	Harris, Eron	5-11	0-2	2-3	1	2	3	1	12	1	2	0	1	23		
20	McQuaid, Matt	0-2	0-1	2-2	0	1	1	2	2	0	1	0	0	21		
01	Langford, Joshua	3-4	3-4	0-0	0	0	0	2	9	0	0	0	1	20		
03	Ellis III, Alvin	2-7	2-6	2-2	3	1	4	3	8	1	2	0	0	13		
05	Winston, Cassius	4-9	2-3	5-5	0	4	4	0	15	9	1	0	0	26		
30	Van Dyk, Matt	0-2	0-0	0-0	3	0	3	2	0	1	0	1	0	9		
44	Ward, Nick	8-11	0-0	8-14	2	8	10	2	24	3	2	3	2	26		
Team																
Totals		24-54	7-20	25-34	11	26	37	19	80	19	10	8	4	200		
FG % 1st Half: 11-31 35.5% 2nd half: 13-23 56.5% Game: 24-54 44.4%																
3FG % 1st Half: 5-15 33.3% 2nd half: 2-5 40.0% Game: 7-20 35.0%																
FT % 1st Half: 7-10 70.0% 2nd half: 18-24 75.0% Game: 25-34 73.5%																
Deadball Rebounds 4																

Officials: Ted Valentine, Gerald Williams, Jeff Spedoske

Technical fouls: Oral Roberts-None. Michigan State-None.

Attendance: 14797

Score by periods	1st	2nd	Total								
Oral Roberts	33	43	76	Points	In	Off	2nd	Fast	Bench		
Michigan State	34	46	80	Paint	26	T/O	Chance	Break	0		
				ORU	32	13	17	2	56		
				MSU		8	10	16			

Last FG - ORU 2nd-00:20, MSU 2nd-00:57.

Largest lead - ORU by 7 1st-13:25, MSU by 7 2nd-02:16.

ORU led for 15:37, MSU led for 20:29. Game was tied for 03:54.

Score tied - 6 times.

Lead changed - 13 times.

Tweet of the Game

David Adam Groves @davidgroves · 15h

Strong effort at Mich St. for #orumbb losing a nail biter by just 4. Way to compete in a tough place to play. #oralummi



1



5

**Turning Point**

Martin drilled a 3-pointer and drew the foul with 20 seconds to play, making it a 78-76 game, but Winston hit both free throws and ORU could not connect on a pair of 3-point attempts to extend the game.

Individual Leaders

Oral Roberts: Nzekwesi led ORU in scoring (21 points) and rebounding (13 rebounds), while Bradley continued to distribute the ball well with six assists.

Michigan State: Ward came off the bench to score 24 points and grab 10 rebounds for the Spartans.

Inside the Box Score

- ORU shot just 39 percent (25-65) from the field, but 17 second chance points helped the Golden Eagles to their highest scoring total since scoring 88 in overtime against Ole Miss.
- ORU had four different Golden Eagles hit a three as ORU went 8-18 (44 percent) from long range.
- MSU shot 44 percent (24-54) from the field and 35 percent (7-20) from 3-point range.
- The Spartans held a 25-18 advantage in made free throws, getting to the line 13 times more than ORU.

Home Sweet Home

Since the start of the 2004-05 season, ORU is 127-29 (.814) at home and an amazing 87-16 (.844) in conference play in that time. During that stretch, the Golden Eagles have at least 10 wins in eight of the 11 years, including a 15-0 regular season mark in 2011-12.



Opponent	Time Leading	Time Trailing	Time Tied
Southeastern (Exh.)	37:33	00:46	1:41
Rogers State	38:39	00:00	1:21
Tulsa	16:01	20:27	3:22
John Brown			
Little Rock			
Richmond			
South Dakota St.			
IUPUI			
South Dakota			
Omaha			
Fort Wayne			
Denver			
Western Illinois			
North Dakota St.			

Taking on the Best

ORU could play as many as 14 games against 11 different opponents that competed in the 2016 postseason, including a final four team in Oklahoma and a total of seven NCAA tournament teams.

ORU vs. 2016 POSTSEASON TEAMS				* - Possible Paradise Jam opponent			
TEAM	2016 TOURN.	DATE	TIME/RESULT	TEAM	2016 TOURN.	DATE	TIME/RESULT
at Baylor	NCAA	Nov. 11	L, 61-76	Little Rock	NCAA	Dec. 19	7 p.m.
vs. Montana *	CBI	Nov. 21	L, 47-68	at Fort Wayne	NIT	Dec. 31	1:30 p.m.
Tulsa	NCAA	Nov. 28	L, 65-79	South Dakota State	NCAA	Jan. 12	7 p.m.
at Oakland	Vegas 16	Dec. 1	L, 64-92	Omaha	CBI	Jan. 21	3 p.m.
at Michigan State	NCAA	Dec. 3	L, 76-80	Fort Wayne	NIT	Jan. 28	3 p.m.
at Oklahoma	NCAA (Final 4)	Dec. 7	7 p.m.	at South Dakota State	NCAA	Feb. 4	7 p.m.
at Creighton	NIT	Dec. 17	7 p.m.	at Omaha	CBI	Feb. 16	7 p.m.

Balanced Attack

Game	Leading Scorer	2nd Scorer
Southeastern Oklahoma (Exhibition)	25 - Owens	12 - Miller
at Baylor	15 - Nzekwesi	9 - Anderson/Bradley
Rogers St.	21 - Owens/Bradley	11 - Anderson
vs. Mississippi	22 - Owens	20 - Nzekwesi
vs. Loyola	12 - Martin	9 - Miller
vs. Montana	14 - Owens	8 - Nzekwesi
Tulsa	18 - Owens	15 - Nzekwesi
at Oakland	23 - Owens	13 - Bradley
at Michigan St.	21 - Nzekwesi	17 - Bradley
at Oklahoma		
John Brown		
at Missouri St.		
at Creighton		
Little Rock		
Richmond		
at Denver *		
at Fort Wayne *		
at Western Illinois *		
South Dakota St. *		
IUPUI *		
South Dakota *		
Omaha *		
at North Dakota St. *		
Fort Wayne *		
Denver *		
at South Dakota St. *		
Western Illinois *		
at IUPUI *		
at Omaha *		
at South Dakota *		
North Dakota St. *		
Summit League Tourn.		

@ORUMBB / #ORUMBB

COACHING STAFF

SCOTT SUTTON

Oklahoma State (1995)
321-232 (.580) - 18th Season



> Four-time Coach of the Year

Sutton has been named the Mid-Con/Summit League Coach of the Year three times, earning the distinction in 2001-02, 2007-08 and 2011-12. He was also the 2004-05 NABC District 12-Co Coach of the Year, sharing the honor with his dad, Eddie.

> Four Associated Press All-Americans

Caleb Green earned honorable mention AP All-American honors three times (2005, 2006, 2007), while Dominique Morrison (2012) earned the honor after leading ORU to a 27-7 season.

> Five Freshman All-Americans

In addition to Green (2004) and Morrison (2009), Sutton had Ken Tutt (2004), Warren Niles (2010) and Steven Roundtree (2011) earn Freshman All-American honors. Roundtree was named the Freshman of the Year.

SEAN SUTTON

Assistant Coach
Oklahoma State (1992)
Sixth Season



MARC STRICKER

Assistant Coach
UMKC (2003)
First Season



RODNEY PERRY

Assistant Coach
Missouri State (2002)
First Season



STEVE UPSHAW

Director of Operations
Northeastern State (1992)
14th Season



Situational Records	
ORU's Record When....	
Leading at Halftime	1-0
Trailing at Halftime	0-7
Tied at Halftime	0-0
More Field Goals than opp.	1-1
Fewer Field Goals than opp.	0-5
More 3-pointers than opp.	0-1
Fewer 3-pointers than opp.	1-6
More Free Throws Made than opp.	1-1
Fewer Free Throws Made than opp.	0-5
More Free Throw Attempts than opp.	1-1
Fewer Free Throw Attempts than opp.	0-6
More Rebounds than opp.	1-2
Fewer Rebounds than opp.	0-5
More Assists than opp.	1-1
Fewer Assists than opp.	0-5
More Steals than opp.	1-2
Fewer Steals than opp.	0-4
More Turnovers than opp.	0-4
Fewer Turnovers than opp.	1-2
More Blocked Shots than opp.	0-2
Fewer Blocked Shots than opp.	1-5
Home	1-1
Away	0-3
Neutral	0-3
Overtime	0-1
Leading with 3:00 to play	1-0
Games Decided by:	
1-5 Points	0-1
6-10 Points	0-1
11-19	1-2
20+ points	0-3

ORU Bench Production				
Game	ORU-Opp	Diff	Top Bench Scorer	
SE Oklahoma State	29-9	+20	Miller (12)	
at Baylor	17-18	-1	Miller (8)	
Rogers St.	17-40	-23	Miller (8)	
vs. Mississippi	16-23	-7	Young (8)	
vs. Loyola	21-29	-8	Miller (9)	
vs. Montana	7-42	-35	J. Harris (6)	
Tulsa	1-35	-34	J. Harris (1)	
at Oakland	12-24	-12	McDaniel/Miller (6)	
at Michigan St.	0-56	-56	N/A	
at Oklahoma				
John Brown				
at Missouri St.				
at Creighton				
Little Rock				
Richmond				
at Denver				
at Fort Wayne				
at Western Illinois				
South Dakota St.				
IUPUI				
South Dakota				
Omaha				
at North Dakota St.				
Fort Wayne				
Denver				
at South Dakota St.				
Western Illinois				
at IUPUI				
at Omaha				
at South Dakota				
North Dakota St.				
Summit League Tourn.				

Leads, Deficits and Margins				
Game	Largest +	Largest -	Final Margin	Biggest ORU Run
SE Oklahoma State	17	2	+7	10
at Baylor	0	18	-15	5
Rogers St.	16	0	+11	8
vs. Mississippi	6	9	-7	6
vs. Loyola	0	32	-25	7
vs. Montana	3	24	-21	6
Tulsa	8	17	-14	7
at Oakland	1	37	-28	6
at Michigan St.	7	7	-4	8
at Oklahoma				
John Brown				
at Missouri St.				
at Creighton				
Little Rock				
Richmond				
at Denver				
at Fort Wayne				
at Western Illinois				
South Dakota St.				
IUPUI				
South Dakota				
Omaha				
at North Dakota St.				
Fort Wayne				
Denver				
at South Dakota St.				
Western Illinois				
at IUPUI				
at Omaha				
at South Dakota				
North Dakota St.				
Summit League Tourn.				

Summit League Players of the Week

Week 1 (Nov. 14) Trey Burch-Manning - South Dakota	Week 7 (Dec. 26)	Week 13 (Feb. 6)
Week 2 (Nov. 21) Mo Evans - Fort Wayne	Week 8 (Jan. 2)	Week 14 (Feb. 13)
Week 3 (Nov. 28) Bryson Scott - Fort Wayne	Week 9 (Jan. 9)	Week 15 (Feb. 20)
Week 4 (Dec. 5) Tre'Shawn Thurman - Omaha	Week 10 (Jan. 16)	Week 16 (Feb. 29)
Week 5 (Dec. 12)	Week 11 (Jan. 23)	
Week 6 (Dec. 19)	Week 12 (Jan. 30)	

CollegeInsider.com Mid-Major Poll (December 5, 2016)

Rank	Team (1st Place Votes)	Record	Pts	Prev.
1.	Gonzaga (26)	8-0	770	1
2.	Saint Mary's (5)	6-0	748	2
3.	Valparaiso	7-1	696	3
4.	Wichita State	7-2	692	4
5.	UNCW	7-1	649	5
6.	Fort Wayne	7-2	566	7
7.	UT Arlington	6-3	530	11
8.	Chattanooga	6-2	502	8
9.	ETSU	7-1	474	9
10.	Monmouth	6-2	473	10
11.	Ohio	5-1	447	6
12.	Oakland	8-1	386	25
13.	Illinois State	4-2	368	13
14.	Belmont	3-3	338	18
15.	BYU	5-3	297	14
16.	Florida Gulf Coast	5-3	295	19
17.	Tennessee State	7-1	278	17
18.	New Mexico State	7-2	212	NR
19.	Loyola (Chicago)	7-2	183	NR
20.	UL Lafayette	6-2	138	NR
21.	Arkansas State	7-2	129	20
22.	Akron	6-2	126	21
23.	Elon	6-2	105	23
24.	North Dakota State	6-3	83	22
25.	Utah Valley	5-2	77	24

Notable Winning Streaks

Wins	Seasons	Dates	Coach
22	1971-72	12/20-3/18	Trickey
17*	1989-90	12/16-2/17	Trickey
15*	1990-91	1/17-3/4	Trickey
14	1969-70	12/6-1/22	Trickey
14	1995-96/1996-97	2/6-11/30	Self
13	2011-12	12/18-2/2	Sutton
13	1970-71/1971-72	1/22-12/9	Trickey
12	1972-73	12/20-1/29	Trickey
11	1975-76	1/19-3/1	Hale
11	2007-08	1/5-2/14	Sutton
10	2010-11	2/3-3/7	Sutton
10	1995-96	2/6-3/4	Self

*-Accomplished at the NAIA level

Others Receiving Votes

Northern Iowa 65, Vermont 49, Princeton 39, South Alabama 36, Stephen F Austin 35, Eastern Michigan 33, Yale 31, UMBC 25, Central Michigan 22, Hofstra 20, San Francisco 18, Eastern Washington 17, Charleston 17, Little Rock 14, Iona 12, Texas A&M Corpus Christi 12, South Dakota 10, UC Irvine 10, UT Martin 10, Harvard 9, Winthrop 8, Lehigh 7, UNC Asheville 6, CSU Bakersfield 5, Grand Canyon 5, Albany 2, Siena 2, Buffalo 1, Bucknell 1, UMKC 1, UNC Greensboro 1.

ORU Record by Starting Lineup

*- First start of ORU career

Guard	Guard	Guard/Forward	Guard/Forward	Forward/Center	Record
Anderson	Bradley	J. Harris	Nzekwesi	Owens	0-0 (Exh)
Anderson	Bradley	D. Harris	Nzekwesi	Owens	0-1
Young	Bradley	Anderson	Nzekwesi	Owens	1-0
Anderson	Bradley	Martin	Nzekwesi	Owens	0-1
Young	Bradley	Martin	Nzekwesi	Owens	0-5

Game-By-Game Starting Lineup

Opponent	G	G	G/F	G/F	C	Opponent	G	G	G/F	G/F	C
SE Oklahoma State	Anderson	Bradley	J. Harris	Nzekwesi	Owens	at Western Illinois					
at Baylor	Anderson	Bradley	D. Harris	Nzekwesi	Owens	South Dakota St.					
Rogers St.	Young	Bradley	Anderson	Nzekwesi	Owens	IUPUI					
vs. Mississippi	Anderson	Bradley	Martin	Nzekwesi	Owens	South Dakota					
vs. Loyola	Young	Bradley	Martin	Nzekwesi	Owens	Omaha					
vs. Montana	Young	Bradley	Martin	Nzekwesi	Owens	at North Dakota St.					
Tulsa	Young	Bradley	Martin	Nzekwesi	Owens	Fort Wayne					
at Oakland	Young	Bradley	Martin	Nzekwesi	Owens	Denver					
at Michigan St.	Young	Bradley	Martin	Nzekwesi	Owens	at South Dakota St.					
at Oklahoma						Western Illinois					
John Brown						at IUPUI					
at Missouri St.						at Omaha					
at Creighton						at South Dakota					
Little Rock						North Dakota St.					
Richmond						Summit League Tourn.					
at Denver											
at Fort Wayne											

Sutton Year-by-Year as Head Coach

Year	Overall	Conference	Conf. Finish
1999-00	13-17	8-8	6th
2000-01	10-19	5-11	T-7th
2001-02	17-14	10-4	T-2nd
2002-03	18-10	9-5	T-4th
2003-04	17-11	10-6	T-2nd
2004-05	25-8	13-3	CHAMPIONS
2005-06	21-12	13-3	T-CHAMPIONS
2006-07	23-11	12-2	CHAMPIONS
2007-08	24-9	16-2	CHAMPIONS
2008-09	16-15	14-4	2nd
2009-10	20-13	13-5	3rd
2010-11	19-16	13-5	2nd
2011-12	27-7	17-1	CHAMPIONS
2012-13	20-15	13-5	3rd
2013-14	17-16	10-8	T-5th
2014-15	19-15	10-6	3rd
2015-16	14-17	6-10	7th
2016-17	1-7	0-0	
Totals (17+)	321-232	192-88	

Sutton Month-by-Month as Head Coach

Year	Nov.	Dec.	Jan.	Feb.	March	Overall
1999-00	2-3	3-4	3-4	4-5	1-1	13-17
2000-01	3-1	0-8	4-2	2-7	1-1	10-19
2001-02	1-4	5-4	5-3	5-2	1-1	17-14
2002-03	3-0	5-3	5-3	5-3	0-1	18-10
2003-04	2-2	5-2	6-3	4-3	0-1	17-11
2004-05	3-0	6-3	7-2	7-1	2-2	25-8
2005-06	3-2	2-5	7-2	6-2	3-1	21-12
2006-07	3-2	4-5	8-0	5-3	3-1	23-11
2007-08	4-2	3-3	7-0	7-2	3-2	24-9
2008-09	1-4	2-7	8-0	5-3	0-1	16-15
2009-10	3-4	4-3	6-3	6-2	1-1	20-13
2010-11	2-4	3-6	4-4	8-0	2-2	19-16
2011-12	5-2	6-2	9-0	6-1	1-2	27-7
2012-13	3-4	2-3	8-1	4-4	3-3	3-4
2013-14	4-3	2-4	4-4	5-2	2-3	17-16
2014-15	2-3	4-4	6-3	5-3	2-2	19-15
2015-16	6-1	2-6	3-5	3-4	0-1	14-17
2016-17	1-5	0-2	0-0	0-0	0-0	1-7
Totals (17+)	51-46	58-74	100-39	87-47	25-26	321-232

Sutton Milestone Wins

Win	Opponent	Score	Date
1	Appalachian State	78-68	Nov. 20, 1999
100	IUPUI	80-69	March 7, 2005
150	South Dakota State	80-51	Dec. 8, 2007
200	Centenary	76-56	Feb. 16, 2010
250	IPFW	71-67	March 3, 2012
300	IUPUI	78-68	Feb. 5, 2015

Sutton Significant Wins

Opponent	Score	Date	Significance
Southern Cal	68-58	Nov. 23, 2005	First Pac-10 victory in 23 yrs
#3 Kansas	78-71	Nov. 15, 2006	Highest-ranked victory
Chicago State	85-72	March 7, 2006	Earned first NCAA Tourn. berth
#8 Xavier	64-42	Dec. 18, 2011	Second top-10 victory
UT Arlington	84-76	March 20, 2013	1st Postseason Victory (CIT)

**MILESTONE WATCH****Scott Sutton:**

At 321 wins, Sutton is 216th on the all-time wins list in college basketball, but ranks 59th among active coaches at the Division I level.

Albert Owens:

Owens has 80 career blocks and is 10 away from the top 10 in career blocks at ORU. Ray Thompson is 10th with 88 career blocks.

Aaron Young:

Young has already posted two of the best shooting season in ORU history, ranking 5th (2015-16) and 8th (2014-15) on the single season 3-point percentage charts. He is second in career 3-point percentage at .452 (61-135).

ORU RECORD BY CONFERENCE

	2016-17	2015-16	2014-15
American	0-1	1-0	1-1
Atlantic 10	--	--	--
Big 10	0-1	--	--
Big 12	0-1	0-1	0-1
Big Sky	0-1	--	0-1
Big West	--	--	1-0
Colonial	--	1-0	--
Conference USA	--	1-0	--
Horizon League	0-1	1-0	2-0
Mid-American	--	--	--
Missouri Valley	0-1	1-1	1-2
Mountain West	--	0-1	--
Ohio Valley	--	1-0	--
PAC 12	--	--	0-1
SEC	0-1	0-2	0-1
Southern	--	--	--
Southland	--	--	--
Summit League	--	6-11	11-7
Sun Belt	--	--	0-1
WAC	--	0-1	1-0
Non-NCAA Division I	1-0	2-0	2-0

LATE GAME FREE THROWS

#	Name	OVERALL		FINAL 5 MIN/OT		FINAL MINUTE/OT	
		FT-FTA	PCT.	FT-FTA	PCT.	FT-FTA	PCT.
0	Aaron Young	7-8	.875	3-4	.750	0-0	.000
1	Kris Martin	8-11	.727	1-1	1.00	1-1	1.00
3	Jontray Harris	6-13	.462	1-5	.200	1-5	.200
10	Jalen Bradley	18-19	.947	6-6	1.00	0-0	.000
12	Isaac Gilliam	0-0	.000	0-0	.000	0-0	.000
13	Aaron Anderson	8-10	.800	4-4	1.00	0-0	.000
23	Emmanuel Nzekwesi	11-17	.647	4-4	1.00	0-0	.000
30	Dezmond McDaniel	1-2	.500	0-0	.000	0-0	.000
33	Darian Harris	0-0	.000	0-0	.000	0-0	.000
44	Albert Owens	27-35	.771	8-11	.727	4-4	1.00
52	Chris Miller	7-10	.700	1-2	.500	0-0	.000
Team		93-125	.744	28-37	.757	6-10	.300

Statistical Milestone Count

Team's Leading Scorer	Season	Career	Consec.
Albert Owens	5	7	0
Kris Martin	1	3	0
Aaron Young	0	2	0
Jalen Bradley	1	2	0
Emmanuel Nzekwesi	2	2	1

10+ Points	Season	Career	Consec.
Albert Owens	6	27	4
Kris Martin	4	16	1
Jalen Bradley	4	16	2
Aaron Young	1	11	0
Javan White	0	5	0
Aaron Anderson	1	3	0
Emmanuel Nzekwesi	4	4	1
Darian Harris	0	1	0

20+ Points	Season	Career	Consec.
Albert Owens	3	5	0
Aaron Young	0	2	0
Jalen Bradley	1	2	0
Emmanuel Nzekwesi	2	2	1

Leading Rebounder	Season	Career	Consec.
Albert Owens	0	12	0
Emmanuel Nzekwesi	6	6	4
Aaron Anderson	1	4	0
Darian Harris	0	3	0
Javan White	0	3	0
Kris Martin	1	2	0

10+ Rebounds	Season	Career	Consec.
Emmanuel Nzekwesi	4	4	1
Darian Harris	0	1	0
Javan White	0	1	0

Double-Doubles	Season	Career	Consec.
Emmanuel Nzekwesi	3	3	1

Leading Assistant	Season	Career	Consec.
Aaron Young	1	16	0
Jalen Bradley	6	15	4
Aaron Anderson	1	11	0
Kris Martin	0	5	0
Albert Owens	0	4	0
Darian Harris	2	4	0
Javan White	0	1	0
Dezmond McDaniel	1	1	0

5+ Steals	Season	Career	Consec.
-----------	--------	--------	---------

Games Started	Season	Career	Consec.
Aaron Young	6	44	5
Albert Owens	8	39	9
Jalen Bradley	8	28	8
Aaron Anderson	3	22	0
Kris Martin	6	20	6
Darian Harris	1	13	0
Emmanuel Nzekwesi	8	8	8
Javan White	0	5	0

Games w/ Made 3-Pointer	Season	Career	Consec.
Aaron Young	5	38	3
Kris Martin	5	28	1
Jalen Bradley	6	28	5
Darian Harris	3	23	0
Aaron Anderson	1	11	0
Emmanuel Nzekwesi	4	4	1
Jontray Harris	4	4	0
Albert Owens	1	3	0
Team	8	--	127

Games w/ a Block	Season	Career	Consec.
Albert Owens	3	40	3
Javan White	0	14	0
Kris Martin	2	14	0
Darian Harris	1	6	0
Emmanuel Nzekwesi	3	3	1
Chris Miller	2	2	0
Jalen Bradley	1	2	0
Aaron Anderson	0	1	0
Aaron Young	0	1	0
Team	6	--	6

2016-17 Statistical Milestones

20+ Points

ALBERT OWENS

21 - Rogers State (11/14/16)

22 - vs. Ole Miss (11/18/16)

23 - at Oakland (12/1/16)

Double-Doubles

EMMANUEL NZEKWESI

20 pts/14 reb - vs. Ole Miss (11/18/16)

15 pts/11 reb - vs. Tulsa (11/28/16)

21 pts/13 reb - at Michigan State (12/3/16)

JALEN BRADLEY

21 - Rogers State (11/14/16)

EMMANUEL NZEKWESI

20 - vs. Ole Miss (11/18/16)

21 - at Michigan State (12/3/16)

3+ Blocks

EMMANUEL NZEKWESI

3 - vs. Loyola (11/19/16)

ALBERT OWENS

3 - vs. Tulsa (11/28/16)

5+ Steals

10+ Rebounds

EMMANUEL NZEKWESI

17 - Rogers State (11/14/16)

14 - vs. Ole Miss (11/18/16)

11 - vs. Tulsa (11/28/16)

13 - at Michigan State (12/3/16)

5+ Assists

JALEN BRADLEY

6 - at Baylor (11/11/16)

6 - vs. Ole Miss (11/18/16)

7 - vs. Tulsa (11/28/16)

7 - at Oakland (12/1/16)

6 - at Michigan State (12/3/16)

AARON ANDERSON

6 - Rogers State (11/14/16)

The last time ...

ORU Scored 100 Points	100 vs. Detroit (11/28/15)
Opponent Scored 100 Points	102 at Omaha (2/26/16)
ORU Scored 90 Points	98 at Omaha (2/26/16)
Opponent Scored 90 Points	92 at Oakland (12/1/16)
ORU Scored Fewer than 60 Points	47 vs. Montana (11/21/16)
Opponent Scored Fewer than 60 Points	58 vs. Denver (3/19/16)
ORU Scored Fewer than 50 Points	47 vs. Montana (11/21/16)
Opponent Scored Fewer than 50 Points	42 vs. Haskell (12/28/14)
ORU Won by 30 Points	35 (88-53) vs. John Brown (12/9/15)
Opponent Won by 30 Points	32 (85-53) at Oklahoma (12/16/14)
ORU shot 65% from the floor	67% (34-51) at Oakland (1/3/12)
Opponent shot 65% from the floor	67% (31-46) vs. North Dakota State (1/5/12)
ORU shot 60% from the floor	61.0% (25-41) at Denver (1/21/15)
Opponent shot 60% from the floor	67% (31-46) vs. North Dakota State (1/5/12)
ORU shot less than 35% from the floor	31% (18-58) vs. Montana (11/21/16)
Opponent shot less than 35% from the floor	27.4% (20-73) vs. John Brown (12/9/15)
ORU shot 50% from beyond the arc	57.9% (11-19) vs. Ole Miss (11/16/18)
ORU shot 75% from beyond the arc	81.8% (9-11) at SLU (1/3/13)
Opponent shot 50% from beyond the arc	52.9% (9-17) at Omaha (2/26/16)
ORU shot less than 20% from beyond the arc	9.5% (2-21) vs. Montana (11/21/16)
ORU shot less than 10% from beyond the arc	9.5% (2-21) vs. Montana (11/21/16)
Opponent shot less than 20% from beyond the arc	10.0% (1-10) at Missouri State (12/22/14)
ORU made 10 three-pointers	11 vs. Ole Miss (11/18/16)
Opponent made 10 three-pointers	11 at Oakland (12/1/16)
ORU made 15 three-pointers	15 vs. Detroit (11/28/15)
Opponent made 15 three-pointers	16 at Oklahoma (12/12/15)
ORU failed to make a three-point attempt	0-7 at Memphis (12/28/12)
Opponent failed to make a three-point attempt	0-8 vs. Southern Utah (12/3/11)
ORU shot less than 50% from the FT line	39.8% (7-18) at South Dakota State (2/21/15)
Opponent shot less than 50% from the FT line	45.5% (5-11) vs. Loyola (11/19/16)
ORU had 20 Offensive Rebounds	20 vs. Haskell (12/28/14)
Opponent had 20 Offensive Rebounds	20 vs. Detroit (11/28/15)
ORU had 20 Assists	24 vs. Tabor (11/25/15)
ORU had 10 Steals	10 vs. Montana (11/21/16)
ORU committed 20 Turnovers	20 at Denver (1/6/16)
Opponent committed 20 Turnovers	20 vs. Montana (11/21/16)
ORU committed 25 Turnovers	28 at Northwestern State (2/7/13)
ORU had two 20-point scorers	vs. Ole Miss (Owens-22, Nzekwesi-20) (11/18/16)
ORU had three 20-point scorers	at UMKC (Niles-29, Morrison-25, Pearson-20) (2/10/11)
ORU had five double-figure scorers	vs. North Dakota State (1/9/16)
Opponent had five double-figure scorers	vs. Tulsa (11/28/16)
ORU had six double-figure scorers	at Omaha (2/26/16)
Opponent had six double-figure scorers	at South Dakota (2/6/16)
ORU had all 5 starters score in double figures	vs. Tabor (11/25/15)
ORU had only one player score in double figures	vs. Montana (Owens-14) (11/21/16)
Opp had only one player score in double figures	vs. Tabor (14-Jedneak) (11/25/15)
ORU had two double-figure rebounders	at Lamar (Bell-Holter-13, Billbury-13) (3/2/13)
Opp had two double-figure rebounders	at McNeese (13 - McFerrin, 11-Eackles, 10-Guidry) (2/1/14)
ORU had two double-doubles	at Lamar (Billbury 17/13, Bell-Holter 10/13) (3/2/13)
An Opp had a Double-Double (PTS/REB)	vs. Tulsa (Etou, 10pts/10reb) (11/28/16)
ORU scored 50 points in first half	53 vs. Tabor (11/25/15)
ORU scored 50 points in second half	60 at Omaha (2/26/16)
ORU scored 60 points in a half	60 at Omaha (2/26/16)
Opponent scored less than 20 points in first half	18 at Oregon State (11/21/14)
Opponent scored less than 20 points in the second half	17 vs. St. Gregory's (11/14/12)
ORU defeated a ranked opponent	64-42 (#8) at Xavier (12/18/11)
ORU won an overtime game	76-70 (OT) vs. FIU (11/22/15)
ORU won a double-overtime game	71-70 (2OT) at Western Illinois (1/12/12)
A Golden Eagle had a 20/10 Performance (PTS/REB)	Nzekwesi (21/13) at Mich. St. (12/3/16)
A Golden Eagle had a 20/20 Performance (PTS/REB)	Damen Bell-Holter (25/20) vs. NW St. (1/10/13)
A Golden Eagle Scored 30 Points	30 - Obi Emegano at Western Illinois (1/16/16)
An Opponent Scored 30 Points	41 - Burnett - Ole Miss (11/18/16)
A Golden Eagle had 15 Rebounds	17 - Emmanuel Nzekwesi vs. Rogers State (11/14/16)
A Golden Eagle had 10 Assists	10 - David Mason vs. Dallas Baptist (12/21/13)
An Opponent had 10 Assists	10 - Ceola Clark at Western Illinois (1/12/12)
A Golden Eagle had five Steals	5 - DaQuan Jeffries at Western Illinois (1/16/16)
A Golden Eagle had five blocks	5 - Albert Owens vs. Western Illinois (2/13/16)
An Opponent had five blocks	5 - Adrian Diaz - FIU (11/22/15)
The Golden Eagles won a game in the final 3 seconds	at Tulsa (12/5/15)
An Opponent won a game in the final 3 seconds	at Weber State (12/1/14)

About ORU

Founded in 1963 by evangelist Oral Roberts, ORU is a 400-acre campus located in South Tulsa. ORU boasts a total enrollment of over 5,000 students from all 50 states and more than 30 foreign countries. Some famous ORU alums include entertainer Kathy Lee Gifford, Pulitzer-prize nominated author Clifton Taulbert and two-time NCAA track & field national champion and 2008 Olympic silver medalist Andretti Bain, 2012 NCAA outdoor national champion Jack Whitt and 2012 Olympians Prince Mumba (Track) and Dominique Allen (Women's Basketball). "The Simpsons" creator Matt Groening briefly attended ORU, and subsequently, many of the characters on the show are modeled after former ORU students and staff members. In fact, if you look closely over Ned Flanders' fireplace, his college diploma reads "Oral Roberts University".

About the Summit League

In its fourth decade of Division I athletics, The Summit League offers 19 championship sports and has a combined enrollment of over 120,000 at nine institutions, including four located in top 60 U.S. metro populations and two land-grant universities. Member institutions include: Denver (University of Denver), Fort Wayne (Indiana University-Purdue University-Fort Wayne), IUPUI (Indiana University-Purdue University-Indianapolis), North Dakota State University, Omaha (University of Nebraska Omaha), Oral Roberts University, the University of South Dakota,

South Dakota State University and Western Illinois University. Previously known as the Mid-Continent Conference, The Summit League rebranded in 2007 and has since produced eight NCAA Champions, and over 75 Academic All-Americans, 65 All-America selections and numerous former student-athletes competing



at the highest professional level.

Since its inception in 1982, The Summit League recorded several transcendent moments that resonate on the national stage. While known as the Mid-Continent Conference, the league's first two decades produced a pair of appearances in the NCAA Men's Basketball Tournament's "Sweet 16" and the Women's College World Series as well as three individual NCAA Track and Field Champions.

To coincide with The Summit League's 30th Anniversary Season in 2011-12, the league released a list of its Top 30 Distinguished Contributors from the Division I era as selected by a panel of voters from member schools and the media. Four individual NCAA champions and three Olympic medalists, along with four NBA players and two World Series Champions headlined The Summit League's list of top student-athletes, coaches and administrators that was the jewel of the anniversary celebration. Included on the list where ORU alumni Andretti Bain, Dennis Bigley, Caleb Green, Prince Mumba, Krista Ragan, Jack Whitt and Ori Zuzic.

ORU Basketball on Radio/TV

All but three regular season home games during 2016-17 will be broadcast through ESPN3 and will also be available through the WatchESPN app. The remaining games will be available online through the ORU Sports Network at www.ORUAthletics.com.

All ORU games can be heard in northeastern Oklahoma on "The Sports Animal," 91.7FM and 1550 AM. Adam Hildebrandt begins his first season as the play-by-play voice of the Golden Eagles. Fans can also listen online at www.ORUAthletics.com. The pregame show begins 15 minutes prior to tip-off. Join ORU coaches and athletes at FlyingTee at the Jenks Riverwalk every Monday from 6-7 p.m. for the ORU Coaches Hour, broadcast live on "The Sports Animal," 91.7FM.

Developing Whole Person Champions

Since ORU was founded in 1963, the school has been about developing the whole person, meaning that students (and student-athletes) who graduate, should be enriched in mind, body and spirit. Following that lead, the ORU Athletics Department is about Developing Whole Person Champions.



ORU Season Top 10

Points

Rk	Name	Years	Pts.
1.	Richard Fuqua	1971-72	1,006
2.	Anthony Roberts	1976-77	951
3.	Shawn Glover	2013-14	703
4.	Caleb Green	2006-07	698
5.	Sam McCants	1973-74	697
6.	Ray Thompson	1991-92	688
7.	Caleb Green	2005-06	686
8.	Dominique Morrison	2011-12	674
9.	Obi Emegano	2015-16	669
10.	Warren Niles	2012-13	662

Rebounds

Rk	Name	Years	Reb.
1.	Eddie Woods	1971-72	407
2.	David Vaughn	1972-73	385
3.	Antonio Martin	1979-80	334
4.	Damen Bell-Holter	2012-13	328
5.	Eddie Woods	1973-74	327
6.	Rocky Walls	1997-98	325
7.	Mark Acres	1983-84	324
8.	Caleb Green	2006-07	315
9.	Caleb Green	2004-05	306
10.	Harold Johnson	1974-75	301

Assists

Rk	Name	Years	Asst.
1.	Sam McCants	1973-74	208
2.	Arnold Dugger	1976-77	194
3.	Haywoode Workman	1986-87	188
4.	Jonathan Bluiitt	2004-05	178
5.	Arnold Dugger	1974-75	166
6.	Jonathan Bluiitt	2003-04	165
7.	Luke Spencer-Gardner	2002-03	164
8.	Gary Johnson	1981-82	160
9.	Gary Johnson	1980-81	158
10.	Luke Spencer-Gardner	2000-05	156

Field Goals Made

Rk	Name	Years	FG
1.	Richard Fuqua	1971-72	423
2.	Greg Sutton*	1989-90	417
3.	Anthony Roberts	1976-77	402
4.	Greg Sutton*	1990-91	393
5.	Richard Fuqua**	1970-71	353
6.	Sam McCants	1973-74	304
7.	Ray Thompson	1991-92	284
8.	Anthony Roberts	1975-76	277
9.	Anthony Jones*	1990-91	276
10.	Shawn Glover	2013-14	273

Field Goals Attempted

Rk	Name	Years	FGA
1.	Greg Sutton*	1989-90	976
2.	Richard Fuqua	1971-72	941
3.	Greg Sutton*	1990-91	858
4.	Anthony Roberts	1976-77	739
5.	Sam McCants	1973-74	725
6.	Richard Fuqua	1972-73	713
7.	Richard Fuqua	1970-71	701
8.	Clarence Thompson*	1989-90	602
9.	Anthony Roberts	1975-76	573
10.	Anthony Roberts	1974-75	566

Field Goal Percentage (min. 150 att.)

Rk	Name	Years	Att.	Pct.
1.	Rufus Freeman*	1989-90	133-194	.686
2.	Brian Miles	1985-86	103-157	.656
3.	Shawn King	2006-07	105-163	.644
4.	Marcus Lewis	2007-09	165-278	.594
5.	Caleb Green	2003-04	177-300	.590
6.	Mark Acres	1981-82	109-186	.586
7.	Michael Craion	2011-12	144-247	.583
8.	Mark Acres	1984-85	221-380	.582
	Leon Irving	1998-99	114-196	.582
10.	Steven Roundtree	2011-12	124-217	.571

3-PT Field Goals Made

Rk	Name	Year	3PTM
1.	Greg Sutton*	1990-91	185
2.	Greg Sutton*	1989-90	170
3.	Clarence Thompson*	1989-90	137
4.	Ken Tutt	2003-04	101
5.	Warren Niles	2012-13	96
6.	Tim Gill	1997-98	95
7.	Tim Gill	1995-96	87
8.	Moses Ehambe	2007-08	86
9.	Robert Jarvis	2007-08	85
10.	Nathan Binam	1999-00	84
	Ken Tutt	2006-07	84
	Robert Jarvis	2008-09	84

3-PT FG Attempts

Rk	Name	Year	3PTA
1.	Greg Sutton*	1990-91	463
2.	Greg Sutton*	1989-90	443
3.	Clarence Thompson*	1989-90	367
4.	Greg Sutton	1988-89	251
	Robert Jarvis	2008-09	251
6.	Warren Niles	2012-13	243
7.	Ken Tutt	2003-04	225
8.	Nathan Binam	1999-00	223
9.	Ken Tutt	2006-07	217
10.	Moses Ehambe	2007-08	212

3-PT FG Percentage (min. 50 att.)

Rk	Name	Year	3M-3A	3PCT
1.	Tim Gill	1997-98	95-196	.485
2.	Shawn Glover	2013-14	25-52	.481
3.	Luke Spencer-Gardner	2004-05	39-84	.464
4.	Chris Riouse	2005-06	57-123	.463
5.	Aaron Young	2015-16	32-70	.457
6.	Tim Gill	1995-96	87-193	.451
7.	Ken Tutt	2003-04	101-225	.449
8.	Aaron Young	2014-15	29-65	.446
9.	Josh Atkinson	2002-03	68-153	.444
10.	Eric Perry	1999-00	82-185	.443

Free Throws Made

Rk	Name	Years	FT
1.	Caleb Green	2006-07	278
2.	Greg Sutton*	1989-90	252
3.	Caleb Green	2005-06	235
4.	Greg Sutton*	1990-91	229
5.	Caleb Green	2004-05	213
6.	Obi Emegano	2014-15	205
7.	Obi Emegano	2015-16	198
8.	Dominique Morrison	2011-12	189
9.	Richard Fuqua	1971-72	160
10.	Damen Bell-Holter	2012-13	159

Free Throws Attempted

Rk	Name	Years	FTA
1.	Caleb Green	2006-07	366
2.	Greg Sutton*	1989-90	328
3.	Caleb Green	2005-06	308
4.	Caleb Green	2004-05	283
5.	Greg Sutton*	1990-91	280
6.	Obi Emegano	2014-15	260
7.	Obi Emegano	2015-16	232
8.	Dominique Morrison	2011-12	229
9.	Damen Bell-Holter	2012-13	211
10.	Richard Fuqua	1971-72	210

Free Throw Percentage (min. 75 att.)

Rk	Name	Years	Att.	Pct.
1.	Bobby Hodge**	1967-68	93-102	.912
2.	Steve Bontrager	1980-81	73-81	.901
3.	Sam Potter	1983-84	82-94	.872
4.	Ken Tutt	2004-05	87-100	.870
5.	Tim Gill	1996-97	85-99	.859
6.	Bill Hull**	1968-69	78-91	.857
7.	Tim Gill	1995-96	64-75	.853
	Obi Emegano	2015-16	198-232	.853
9.	Robert Jarvis	2007-08	104-122	.852
	L. Spencer-Gardner	2002-03	115-135	.852
	D.J. Jackson	2012-13	46-54	.852

Blocked Shots

Rk	Name	Years	Blk
1.	Kendrick Moore	2001-02	103
2.	Kendrick Moore	2002-03	94
3.	Alvin Scott	1976-77	81
4.	Shawn King	2006-07	81
5.	Shawn King	2007-08	68
6.	Rocky Walls	1997-98	58
7.	Mark Acres	1982-83	54
	Marvin Washington	1987-88	54
9.	Shawn Glover	2013-14	53
10.	Ray Thompson	1991-92	50
	Damen Bell-Holter	2010-11	50

Steals

Rk	Name	Years	Stl
1.	Haywoode Workman	1987-88	103
2.	Haywoode Workman	1988-89	93
3.	Greg Sutton*	1989-90	88
4.	Greg Sutton*	1990-91	81
5.	Earl McClellan	1996-97	77
6.	Akin Akin-Otiko	1986-87	72
7.	Sebastian Neal	1991-92	68
8.	Gary "Cat" Johnson	1981-82	63
9.	Earl McClellan	1995-96	62
10.	Larry Owens	2004-05	58

* Part of career spent at NAIA level

** Part of career prior to ORU's move to NCAA Major College Division

ORU Career Top 10

Points

Rk	Name	Years	Points
1.	Greg Sutton	1988-91**	3,070
2.	Richard Fuqua	1969-73*	3,004
3.	Caleb Green	2003-07	2,503
4.	Anthony Roberts	1973-77	2,341
5.	Dominique Morrison	2008-12	2,080
6.	Mark Acres	1981-85	2,038
7.	Ken Tutt	2003-07	2,019
8.	Warren Niles	2009-13	1,984
9.	Tim Gill	1994-98	1,959
10.	Haywoode Workman	1986-89	1,506

Rebounds

Rk	Name	Years	Reb.
1.	Eddie Woods**	1970-74	1,365
2.	Caleb Green	2003-07	1,189
3.	Mark Acres	1981-85	1,051
4.	Rocky Walls	1994-98	946
5.	Damen Bell-Holter	2009-13	878
6.	Antonio Martin	1977-80	857
7.	Anthony Roberts	1973-77	800
8.	Jeff Acres	1980-85	797
9.	Carl Hardaway**	1966-70	750
10.	Howard Suggs*	1988-90	681

Assists

Rk	Name	Years	Asst.
1.	Luke Spencer-Gardner	2000-05	534
2.	Jonathan Bluiett	2002-06	509
3.	Arnold Dugger	1974-77	501
4.	Greg Sutton*	1988-91	490
5.	Gary Johnson	1978-82	481
6.	Earl McClellan	1993-97	413
7.	Willie Irons	1984-88	393
8.	Eric Perry	1996-00	383
9.	Tim Gill	1994-98	377
10.	Haywoode Workman	1986-89	376

Field Goals Made

Rk	Name	Years	FG
1.	Richard Fuqua**	1969-73	1,273
2.	Greg Sutton*	1988-91	1,024
3.	Anthony Roberts	1973-77	1,006
4.	Caleb Green	2003-07	821
5.	Mark Acres	1981-85	799
6.	Dominique Morrison	2008-12	687
7.	Ken Tutt	2003-07	684
8.	Warren Niles	2009-13	674
9.	Tim Gill	1994-98	664
10.	Carl Hardaway**	1966-70	608

Field Goals Attempted

Rk	Name	Years	FGA
1.	Richard Fuqua**	1969-73	2,838
2.	Greg Sutton*	1988-91	2,398
3.	Anthony Roberts	1973-77	2,007
4.	Ken Tutt	2003-07	1,619
5.	Warren Niles	2009-13	1,594
6.	Caleb Green	2003-07	1,524
7.	Dominique Morrison	2008-12	1,475
8.	Mark Acres	1981-85	1,416
9.	Tim Gill	1994-98	1,391
10.	Haywoode Workman	1986-89	1,262

Field Goal Percentage (min. 2 seasons & 200 FGM)

Rk	Name	Years	FGM-FGA	Pct.
1.	Shawn King	2006-08	232-389	.596
2.	Brandon Conley	2012-16	249-432	.576
3.	Brian Miles	1983-87	274-480	.571
4.	Marcus Lewis	2007-09	277-489	.566
5.	Mark Acres	1981-85	799-1416	.564
6.	Steven Roundtree	2010-13	370-684	.541
7.	Caleb Green	2003-07	821-1524	.539
	Michael Craion	2009-12	311-577	.539
9.	Reggie Clement	1980-83	265-495	.535
10.	David Vaughn	1972-73	232-438	.530
	Kevin Ford	2008-10	233-440	.530

3-PT Field Goals Made

Rk	Name	Years	3PTM
1.	Greg Sutton*	1988-91	438
2.	Tim Gill	1994-98	333
3.	Ken Tutt	2003-07	319
4.	Warren Niles	2009-13	292
5.	Eric Perry	1996-00	214
6.	Clarence Thompson*	1988-90	205
7.	Josh Atkinson	1999-04	203
8.	Moses Ehambe	2004-08	183
9.	Luke Spencer-Gardner	2000-05	171
10.	Robert Jarvis	2008-09	169

3-PT Field Goals Attempted

Rk	Name	Years	3PTA
1.	Greg Sutton*	1988-91	1,157
2.	Warren Niles	2009-13	780
3.	Ken Tutt	2003-07	775
4.	Tim Gill	1994-98	757
5.	Eric Perry	1996-00	565
6.	Clarence Thompson*	1988-90	553
7.	Josh Atkinson	1999-04	539
8.	Robert Jarvis	2007-09	459
9.	Moses Ehambe	2004-08	447
10.	Dominique Morrison	2008-12	424

3-PT Field Goal Percentage (min. 100 att.)

Rk	Name	Year	3M-Att.	Pct.
1.	Chris Riouse	2004-06	76-161	.472
2.	Tim Gill	1994-98	333-757	.440
3.	Luke Spencer-Gardner	2001-05	171-412	.415
4.	Ken Tutt	2003-07	319-775	.412
5.	Moses Ehambe	2004-08	183-447	.409
6.	Phillip Owens	1997-99	56-139	.403
7.	James Kruse	1994-97	49-122	.402
8.	Mikey Manghum	2009-13	44-111	.396
9.	Clifford Crenshaw	1993-97	134-302	.392
9.	Anthony Jones*	1990-91	59-151	.391
10.	Chad Wilkerson	1995-99	116-299	.388
--	Aaron Young~	2014-pres.	61-135	.452

~Not official until career is over

Free Throws Made

Rk	Name	Years	FT
1.	Caleb Green	2003-07	852
2.	Greg Sutton*	1988-91	584
3.	Dominique Morrison	2008-12	543
4.	Richard Fuqua**	1969-73	458
5.	Obi Emegano	2013-16	433
6.	Damen Bell-Holter	2009-13	371
7.	Mark Acres	1981-85	440
8.	Haywoode Workman	1986-89	339
9.	Ken Tutt	2003-07	332
10.	Anthony Roberts	1973-77	329

Free Throws Attempted

Rk	Name	Years	FTA
1.	Caleb Green	2003-07	1134
2.	Greg Sutton*	1988-91	765
3.	Dominique Morrison	2008-12	668
4.	Richard Fuqua**	1969-73	658
5.	Mark Acres	1981-85	632
6.	Obi Emegano	2013-16	530
7.	Rocky Walls	1994-98	527
8.	Damen Bell-Holter	2009-13	510
9.	Derrick Taylor	1996-00	489
10.	Anthony Roberts	1973-77	434

Free Throw Percentage (min. 75 att.)

Rk	Name	Years	Att.	Pct.
1.	Steve Bontrager	1979-81	103-117	.880
2.	Bill Hull**	1967-69	104-121	.860
3.	Bobby Hodge**	1966-68	169-198	.854
4.	Sam Potter	1983-85	131-156	.840
5.	D.J. Jackson	2012-14	96-116	.828
6.	Tim Gill	1994-98	302-365	.827
7.	Kenny Bohanon	1992-94	116-142	.817
	Obi Emegano	2013-16	433-530	.817
9.	Robert Jarvis	2007-09	191-234	.816
10.	Dominique Morrison	2008-12	543-668	.813

Blocked Shots

Rk	Name	Years	Blk
1.	Kendrick Moore	2001-03	197
2.	Mark Acres	1981-85	164
3.	Shawn King	2006-08	149
4.	Damen Bell-Holter	2009-13	139
5.	Alvin Scott	1973-77	131
6.	Rocky Walls	1994-98	127
7.	Antonio Martin	1977-80	106
8.	Shawn Glover	2012-14	97
9.	Brandon Conley	2012-16	94
10.	Ray Thompson	1991-93	88
--	Albert Owens	2014-pres.	80

Steals

Rk	Name	Years	Stl
1.	Haywoode Workman	1986-89	250
2.	Earl McClellan	1993-97	215
3.	Greg Sutton*	1988-91	213
4.	Tim Gill	1994-98	172
5.	Rocky Walls	1994-98	166
6.	Caleb Green	2003-07	164
7.	Gary "Cat" Johnson	1978-82	163
8.	Willie Irons	1984-88	157
9.	Mark Acres	1981-85	150
	Akin Akin-Otiko	1983-87	150
10.	Eric Perry	1996-00	145

* Part of career spent at NAIA level

** Part of career prior to ORU's move to NCAA Major College Division



ORU Basketball
Oral Roberts Combined Team Statistics (as of Dec 03, 2016)
All games



RECORD:	OVERALL	HOME	AWAY	NEUTRAL
ALL GAMES	1-7	1-1	0-3	0-3
CONFERENCE	0-0	0-0	0-0	0-0
NON-CONFERENCE	1-7	1-1	0-3	0-3

#	Player	gp-gs	min	avg	Total		3-Point		F-Throw		Rebounds				pf	dq	a	to	blk	stl	pts	avg
					fg-fga	fg%	3fg-fga	3fg%	ft-fa	ft%	off	def	tot	avg								
44	Owens, Albert	8-8	255	31.9	50-116	.431	2-8	.250	27-35	.771	18	29	47	5.9	14	0	7	12	7	6	129	16.1
23	Nzekwesi, Emmanuel	8-8	258	32.2	41-98	.418	6-24	.250	11-17	.647	25	55	80	10.0	27	1	14	23	7	6	99	12.4
10	Bradley, Jalen	8-8	278	34.8	32-94	.340	7-31	.226	18-19	.947	2	19	21	2.6	8	0	38	12	1	13	89	11.1
01	Martin, Kris	6-6	174	29.0	21-53	.396	14-31	.452	8-11	.727	2	13	15	2.5	20	1	5	16	2	7	64	10.7
13	Anderson, Aaron	3-3	93	31.0	7-13	.538	1-1	1.000	8-10	.800	7	12	19	6.3	5	0	12	7	0	6	23	7.7
00	Young, Aaron	8-6	210	26.3	20-42	.476	10-21	.476	7-8	.875	0	9	9	1.1	22	1	12	9	0	5	57	7.1
52	Miller, Chris	8-0	106	13.3	13-39	.333	0-0	.000	7-10	.700	10	17	27	3.4	30	2	1	17	3	0	33	4.1
03	Harris, Jontray	8-0	98	12.3	8-19	.421	5-13	.385	6-13	.462	2	10	12	1.5	6	0	4	4	0	2	27	3.4
33	Harris, Darian	6-1	91	15.2	4-8	.500	3-7	.429	0-0	.000	0	10	10	1.7	12	0	8	7	1	1	11	1.8
30	McDaniel, Dezmond	7-0	60	8.6	3-12	.250	2-5	.400	1-2	.500	0	6	6	0.9	1	0	6	2	0	1	9	1.3
12	Gilliam, Isaac	1-0	2	2.0	0-1	.000	0-1	.000	0-0	.000	0	0	0	0.0	0	0	0	1	0	1	0	0.0
Team											15	13	28					2				
Total.....		8	1625		199-495	.402	50-142	.352	93-125	.744	81	193	274	34.2	145	5	107	112	21	48	541	67.6
Opponents.....		8	1625		220-472	.466	81-190	.426	123-165	.745	77	231	308	38.5	139	-	136	115	32	61	644	80.5

TEAM STATISTICS	ORU	OPP
SCORING	541	644
Points per game	67.6	80.5
Scoring margin	-12.9	-
FIELD GOALS-ATT	199-495	220-472
Field goal pct	.402	.466
3 POINT FG-ATT	50-142	81-190
3-point FG pct	.352	.426
3-pt FG made per game	6.3	10.1
FREE THROWS-ATT	93-125	123-165
Free throw pct	.744	.745
F-Throws made per game	11.6	15.4
REBOUNDS	274	308
Rebounds per game	34.2	38.5
Rebounding margin	-4.2	-
ASSISTS	107	136
Assists per game	13.4	17.0
TURNOVERS	112	115
Turnovers per game	14.0	14.4
Turnover margin	+0.4	-
Assist/turnover ratio	1.0	1.2
STEALS	48	61
Steals per game	6.0	7.6
BLOCKS	21	32
Blocks per game	2.6	4.0
ATTENDANCE	6883	23166
Home games-Avg/Game	2-3442	3-7551
Neutral site-Avg/Game	-	3-171

Date	Opponent		Score	Att.
11/11/16	at Baylor	L	61-76	5250
11/14/16	ROGERS STATE	W	87-76	2653
11/18/16	vs Ole Miss	Lot	88-95	512
11/19/16	vs Loyola	L	53-78	0
11/21/16	vs Montana	L	47-68	0
11/28/16	TULSA	L	65-79	4230
12/1/16	at Oakland	L	64-92	2607
12/3/16	at Michigan State	L	76-80	14797

* - Conference game

Score by Periods	1st	2nd	OT	Totals
Oral Roberts	259	273	9	541
Opponents	315	313	16	644



ORU Basketball
Oral Roberts Points-Rebounds-Assists (as of Dec 03, 2016)
All games



Opponent	Date	Score		00 YOUNG,AARO	01 MARTIN,KRI	03 HARRIS,JON	10 BRADLEY,JA	12 GILLIAM,IS	13 ANDERSON,A	23 NZEKWESI,E
at Baylor	11/11/16	61-76	L	6-0-0	DNP	3-2-0	9-5-6	DNP	9-7-3	15-2-3
ROGERS STATE	11/14/16	87-76	W	8-2-1	DNP	4-2-0	21-0-3	0-0-0	11-9-6	9-17-1
vs Ole Miss	11/18/16	88-95	L	8-1-2	15-1-3	6-0-1	12-4-6	DNP	3-3-3	20-14-0
vs Loyola	11/19/16	53-78	L	2-2-2	12-2-0	7-3-1	7-2-0	DNP	DNP	3-9-1
vs Montana	11/21/16	47-68	L	6-3-1	7-6-0	6-3-0	5-0-3	DNP	DNP	8-5-2
TULSA	11/28/16	65-79	L	12-1-3	14-3-2	1-2-1	5-1-7	DNP	DNP	15-11-1
at Oakland	12/1/16	64-92	L	8-0-0	0-1-0	0-0-1	13-5-7	DNP	DNP	8-9-3
at Michigan State	12/3/16	76-80	L	7-0-3	16-2-0	0-0-0	17-4-6	DNP	DNP	21-13-3

Opponent	Date	Score		30 MCDANIEL,D	33 HARRIS,DAR	44 OWENS,ALBE	52 MILLER,CHR
at Baylor	11/11/16	61-76	L	0-1-0	3-1-0	8-6-1	8-6-0
ROGERS STATE	11/14/16	87-76	W	2-1-2	3-1-1	21-5-2	8-2-0
vs Ole Miss	11/18/16	88-95	L	0-0-0	DNP	22-3-3	2-4-1
vs Loyola	11/19/16	53-78	L	0-1-2	5-1-2	8-5-0	9-5-0
vs Montana	11/21/16	47-68	L	1-1-0	0-2-3	14-3-1	0-4-0
TULSA	11/28/16	65-79	L	0-0-0	DNP	18-9-0	0-2-0
at Oakland	12/1/16	64-92	L	6-2-2	0-2-1	23-8-0	6-3-0
at Michigan State	12/3/16	76-80	L	DNP	0-3-1	15-8-0	0-1-0



ORU Basketball
Oral Roberts Team Game-by-Game Comparison (as of Dec 03, 2016)
All games



Opponent	1st	2nd	Score	Mar	Total FG	FG Pct	3-Pointers	3FG Pct	Free Throws	FT Pct	Rebounds	Assist	T/Over	Block	Steal	Fouls
Baylor	31/38	30/38	61-76	(15)	24-58/24-54	.414/.444	3-13/10-26	.231/.385	10-14/18-26	.714/.692	33/36 (3)	13/18	14/11	0/5	3/9	19/18
ROGERS STATE	42/39	45/37	87-76	+11	30-65/25-59	.462/.424	6-12/9-21	.500/.429	21-28/17-21	.750/.810	43/32 +11	16/10	16/19	0/5	11/8	19/23
Ole Miss	34/37	45/42	88-95	(7)	31-65/32-69	.477/.464	11-19/12-26	.579/.462	15-16/19-27	.938/.704	33/40 (7)	19/18	17/16	1/3	7/10	19/15
Loyola	28/40	25/38	53-78	(25)	20-56/31-57	.357/.544	6-20/11-23	.300/.478	7-10/5-11	.700/.455	34/33 +1	8/20	18/11	4/2	1/12	11/15
Montana	24/38	23/30	47-68	(21)	18-58/24-54	.310/.444	2-21/11-24	.095/.458	9-15/9-10	.600/.900	29/44 (15)	10/16	12/20	1/2	10/3	14/17
TULSA	36/39	29/40	65-79	(14)	24-65/28-62	.369/.452	9-26/10-24	.346/.417	8-14/13-16	.571/.813	29/50 (21)	14/14	6/15	9/3	6/3	19/16
Oakland	31/50	33/42	64-92	(28)	27-63/32-63	.429/.508	5-13/11-26	.385/.423	5-7/17-20	.714/.850	35/36 (1)	14/21	19/13	2/4	6/12	19/16
Michigan State	33/34	43/46	76-80	(4)	25-65/24-54	.385/.444	8-18/7-20	.444/.350	18-21/25-34	.857/.735	38/37 +1	13/19	10/10	4/8	4/4	25/19

Note: Game totals are displayed in the format TEAM/OPPONENT for each category



ORU Basketball
Oral Roberts Season/Career Statistics (as of Dec 03, 2016)
All games

**SEASON STATISTICS****CAREER STATISTICS**

SUMMARY	gp-gs	min/g	fg%	3fg%	ft%	r/g	a/g	stl	blk	pts/g	gp-gs	min/g	fg%	3fg%	ft%	r/g	a/g	stl	blk	pts/g
Owens, Albert	8-8	31.9	.431	.250	.771	5.9	0.9	6	7	16.1	73-39	19.2	.433	.200	.639	3.9	0.5	23	80	7.8
Nzekwesi, Emmanuel	8-8	32.2	.418	.250	.647	10.0	1.8	6	7	12.4	8-8	32.2	.418	.250	.647	10.0	1.8	6	7	12.4
Bradley, Jalen	8-8	34.8	.340	.226	.947	2.6	4.8	13	1	11.1	39-28	27.2	.402	.354	.823	2.6	2.5	41	2	9.0
Martin, Kris	6-6	29.0	.396	.452	.727	2.5	0.8	7	2	10.7	37-20	22.2	.402	.362	.692	2.6	1.2	23	14	8.2
Anderson, Aaron	3-3	31.0	.538	1.000	.800	6.3	4.0	6	0	7.7	33-22	23.5	.462	.400	.778	3.5	2.5	21	1	4.5
Young, Aaron	8-6	26.3	.476	.476	.875	1.1	1.5	5	0	7.1	70-44	21.5	.476	.455	.775	1.2	1.7	37	1	5.9
Miller, Chris	8-0	13.3	.333	.000	.700	3.4	0.1	0	3	4.1	8-0	13.3	.333	.000	.700	3.4	0.1	0	3	4.1
Harris, Jontray	8-0	12.3	.421	.385	.462	1.5	0.5	2	0	3.4	8-0	12.3	.421	.385	.462	1.5	0.5	2	0	3.4
Harris, Darian	6-1	15.2	.500	.429	.000	1.7	1.3	1	1	1.8	61-13	11.7	.344	.333	.500	1.8	0.8	28	7	2.1
McDaniel, Dezmond	7-0	8.6	.250	.400	.500	0.9	0.9	1	0	1.3	7-0	8.6	.250	.400	.500	0.9	0.9	1	0	1.3
Gilliam, Isaac	1-0	2.0	.000	.000	.000	0.0	0.0	1	0	0.0	4-0	3.0	.143	.000	.500	0.5	0.0	1	0	1.0

SCORING	fg-fga	fg%	3fg-fga	3fg%	ft-fa	ft%	pts	pts/g	fg-fga	fg%	3fg-fga	3fg%	ft-fa	ft%	pts	pts/g
Owens, Albert	50-116	.431	2-8	.250	27-35	.771	129	16.1	224-517	.433	4-20	.200	115-180	.639	567	7.8
Nzekwesi, Emmanuel	41-98	.418	6-24	.250	11-17	.647	99	12.4	41-98	.418	6-24	.250	11-17	.647	99	12.4
Bradley, Jalen	32-94	.340	7-31	.226	18-19	.947	89	11.1	127-316	.402	46-130	.354	51-62	.823	351	9.0
Martin, Kris	21-53	.396	14-31	.452	8-11	.727	64	10.7	103-256	.402	51-141	.362	45-65	.692	302	8.2
Anderson, Aaron	7-13	.538	1-1	1.000	8-10	.800	23	7.7	48-104	.462	12-30	.400	42-54	.778	150	4.5
Young, Aaron	20-42	.476	10-21	.476	7-8	.875	57	7.1	138-290	.476	71-156	.455	69-89	.775	416	5.9
Miller, Chris	13-39	.333	0-0	.000	7-10	.700	33	4.1	13-39	.333	0-0	.000	7-10	.700	33	4.1
Harris, Jontray	8-19	.421	5-13	.385	6-13	.462	27	3.4	8-19	.421	5-13	.385	6-13	.462	27	3.4
Harris, Darian	4-8	.500	3-7	.429	0-0	.000	11	1.8	42-122	.344	35-105	.333	12-24	.500	131	2.1
McDaniel, Dezmond	3-12	.250	2-5	.400	1-2	.500	9	1.3	3-12	.250	2-5	.400	1-2	.500	9	1.3
Gilliam, Isaac	0-1	.000	0-1	.000	0-0	.000	0	0.0	1-7	.143	0-4	.000	2-4	.500	4	1.0

TOTALS	o-reb	d-reb	t-reb	pf	fo	ast	to	a/to	o-reb	d-reb	t-reb	pf	fo	ast	to	a/to
Owens, Albert	18	29	47	14	0	7	12	0.6	91	193	284	117	2	33	65	0.5
Nzekwesi, Emmanuel	25	55	80	27	1	14	23	0.6	25	55	80	27	1	14	23	0.6
Bradley, Jalen	2	19	21	8	0	38	12	3.2	24	77	101	47	1	99	46	2.2
Martin, Kris	2	13	15	20	1	5	16	0.3	10	86	96	48	1	43	55	0.8
Anderson, Aaron	7	12	19	5	0	12	7	1.7	28	86	114	75	2	84	61	1.4
Young, Aaron	0	9	9	22	1	12	9	1.3	10	74	84	120	1	116	67	1.7
Miller, Chris	10	17	27	30	2	1	17	0.1	10	17	27	30	2	1	17	0.1
Harris, Jontray	2	10	12	6	0	4	4	1.0	2	10	12	6	0	4	4	1.0
Harris, Darian	0	10	10	12	0	8	7	1.1	18	89	107	66	1	50	37	1.4
McDaniel, Dezmond	0	6	6	1	0	6	2	3.0	0	6	6	1	0	6	2	3.0
Gilliam, Isaac	0	0	0	0	0	0	1	0.0	0	2	2	2	0	0	2	0.0

What's Coming Back in 2016-17

Category	Percentage Returning
Games Started	62.5 (97 of 155)
Min. Played	628 (3915 of 6,225)
Points	52.9 (1,47 of 2,356)
Field Goals Made	53.8 (448 of 832)
3-Pt. FGs Made	67.0 (130 of 194)
Free Throws Made	44.3 (221 of 498)
Rebounds	51.3 (565 of 1,101)
Assists	69.1 (265 of 383)
Steals	60.4 (98 of 162)
Blocks	62.4 (83 of 133)

Returning Leaders

Points per Game	Owens (9.9)
Field Goals Made	Owens (119)
Field Goal Pct.	White (.482)
3-Pt. FGs Made	Bradley (39)
3-Pt Pct.	Young (.457)
Free Throws Made	Owens (69)
Free Throw Pct.	Young (.794)
Rebounds Per Game	Owens (5.0)
Assists Per Game	Anderson (2.4)
Blocks Per Game	Owens (1.5)
Steals Per Game	Bradley (0.9)

Squad Breakdown

Starters Returning (3)	Anderson, Bradley, Owens
Starters Lost (2)	Conley, Emegano
Others Returning (5)	D. Harris, Gilliam, Martin, White, Young
Newcomers (7)	J. Harris, Manek, McDaniel, Miller*, Nzekwesi*, Smith, Sutton
Freshmen (6)	Manek, McDaniel, Miller, Nzekwesi, Smith, Sutton
Sophomores (3)	J. Harris, Martin, White
Juniors (2)	D. Harris, Owens
Seniors (4)	Anderson, Bradley, Gilliam, Young

*Sat out the 2015-16 season



Wins By Summit League Schools Since 2001 (Entering 2016-17)

ORAL ROBERTS ¹	297
North Dakota State ²	276
South Dakota ³	275
South Dakota State ²	275
Omaha ⁴	268
IUPUI	241
Denver ⁵	225
Fort Wayne ²	198
Western Illinois	156

1 - Played in the Southland for two seasons (2012-13, 2013-14)

2 - Joined the Summit League in 2007 3 - Joined the Summit League in 2011

4 - Joined the Summit League in 2012 5 - Joined the Summit League in 2013

2016-17 ORU ROSTER

No.	Name	Pos.	Ht.	Wt.	Cl.	Hometown (High School/Previous School)
0	Aaron Young	G	5-11	170	Sr.	Edmond, Okla. (Memorial HS/Eastern Oklahoma State)
1	Kris Martin	G	6-6	186	So.	Frisco, Texas (Kimball HS)
3	Jontray Harris	G	6-4	180	R-So.	Austin, Texas (Reagan HS/Hesston College)
10	Jalen Bradley	G	6-1	180	Sr.	Norfolk, Neb. (Norfolk HS/Northeast Community College)
12	Isaac Gilliam	G	6-2	190	Sr.	Dripping Springs, Texas (Dripping Springs HS/Northwestern St. Paul)
13	Aaron Anderson	G	6-3	200	R-Sr.	Edmond, Okla. (Santa Fe HS/Central Oklahoma)
20	Spencer Sutton	G	6-4	215	Fr.	Tulsa, Okla. (Holland Hall HS)
23	Emmanuel Nzekwesi	F	6-8	230	Fr.	Trophy Club, Texas (Byron Nelson HS)
25	Javan White	F	6-10	230	So.	Ames, Iowa (Ames HS)
30	Dezmond McDaniel	G	5-11	173	Fr.	Kansas City, Mo. (Archbishop O'Hara HS)
32	Kellen Manek	F	6-7	227	Fr.	Harrah, Okla. (Harrah HS)
33	Darian Harris	G	6-6	198	R-Jr.	Springdale, Ark. (Shiloh Christian HS/Creighton)
35	RJ Smith	G	6-5	215	Fr.	Olathe, Kan. (Olathe North HS)
44	Albert Owens	C	6-9	262	Jr.	Dallas, Texas (Trinity Christian HS)
52	Chris Miller	F	6-8	261	Fr.	Tulsa, Okla. (Booker T. Washington HS)

Head Coach: Scott Sutton

Asst. Coaches: Sean Sutton

Marc Stricker

Rodney Perry

Director of Operations: Steve Upshaw

Video Coordinator: Patrick Reside

Athletic Trainer: John Joslin

Managers: Brittany Allen

Harrison Guenzler

Luke Smith

Jonathan VanKeulen

Charleston Dandlovic

KeShawn Jones

Jesus Valdez

Duncan White

PRONUNCIATION GUIDE




3	Jontray Harris	=	JOHN-tray
10	Jalen Bradley	=	JAY-lynn
12	Isaac Gilliam	=	GILL-yum
23	Emmanuel Nzekwesi	=	nez-uh-KWAY-zee
25	Javan White	=	JAY-vuhn
32	Kellen Manek	=	MAN-eck



RETURNERS

SEASON HIGHS

CAREER HIGHS

#0		Points: 12, vs. Tulsa (11/28/16)	Points: 29, at Denver (1/6/16)
		Field Goals: 4, vs. Tulsa (11/28/16)	Field Goals: 8 (2x), Most recently at Denver (1/6/16)
#1		3-pt Made: 4, vs. Tulsa (11/28/16)	3-pt Made: 8, at Denver (1/6/16)
		FT Made: 2 (3x); Most Recently vs. Montana (11/21/16)	FT Made: 6, at Loyola (3/23/15)
#10		Rebounds: 3, vs. Montana (11/21/16)	Rebounds: 4 (4x); Most recently at IUPUI (1/14/16)
		Assists: 3, vs. Tulsa (11/28/16); at Michigan State (12/3/16)	Assists: 8 vs. Western Illinois (2/13/15)
#12		Steals: 4, vs. Rogers State (11/14/16)	Steals: 4, vs. Rogers State (11/14/16)
		Points: 16, at Michigan State (12/3/16)	Points: 18, at LSU (12/19/15), at IUPUI (1/14/16)
#13		Field Goals: 5, vs. Loyola (11/19/16); at Michigan State (12/3/16)	Field Goals: 6 (3x); Most recently at IUPUI (1/14/16)
		3-pt Made: 4, vs. Ole Miss (11/18/16); vs. Tulsa (11/28/16)	3-pt Made: 4 (3x); Most recently vs. Tulsa (11/28/16)
#25		FT Made: 3 at Michigan State (12/3/16)	FT Made: 10, vs. South Dakota State (1/21/16)
		Rebounds: 6, vs. Montana (11/21/16)	Rebounds: 8, at IPFW (12/30/15)
#33		Assists: 3, vs. Ole Miss (11/18/16)	Assists: 4, at IUPUI (1/14/16)
		Steals: 2, at Oakland (12/1/16)	Steals: 3, vs. Tabor (11/25/15)
#44		Points: 21, vs. Rogers State (11/14/16)	Points: 21, vs. Detroit (11/28/15)
		Field Goals: 7, vs. Rogers State (11/14/16)	Field Goals: 7, vs. Detroit (11/28/15); vs. Rogers State (11/14/16)
#23		3-pt Made: 2, at Michigan State (12/3/16)	3-pt Made: 5, vs. Detroit (11/28/15)
		FT Made: 7, at Michigan State (12/3/16)	FT Made: 7, at Michigan State (12/3/16)
#30		Rebounds: 5, at Baylor (11/11/16); at Oakland (12/1/16)	Rebounds: 6 (2x); Most recently vs. Omaha (1/23/16)
		Assists: 7, vs. Tulsa (11/28/16); vs. Tulsa (11/28/16)	Assists: 7 (3x); Most recently at Oakland (12/1/16)
#52		Steals: 3, vs. Ole Miss (11/18/16); vs. Montana (11/21/16)	Steals: 3 (4x); Most recently vs. Tulsa (11/28/16)
		Blocks: 3, vs. Tulsa (11/28/16)	Blocks: 3 (4x); Most recently vs. Tulsa (11/28/16)

NEWCOMERS

SEASON HIGHS

SEASON HIGHS

#3		Points: 7, vs. Loyola (11/19/16)	Points: 21, at Michigan State (12/3/16)
		Field Goals: 3, vs. Loyola (11/19/16)	Field Goals: 8, vs. Ole Miss (11/18/16)
#30		3-pt Made: 2, vs. Ole Miss (11/18/16)	3-pt Made: 2, vs. Ole Miss (11/18/16); at Michigan State (12/3/16)
		FT Made: 4, vs. Montana (11/21/16)	FT Made: 5, at Michigan State (12/3/16)
#23		Rebounds: 3, vs. Loyola (11/19/16); vs. Montana (11/21/16)	Rebounds: 17, vs. Rogers State (11/14/16)
		Assists: 1 (4x); Most Recently at Oakland (12/1/16)	Assists: 3 (3x); Most Recently at Michigan State (12/3/16)
#52		Steals: 2, vs. Montana (11/21/16)	Steals: 2, at Oakland (12/1/16)
		Points: 6, at Oakland (12/1/16)	Points: 9, vs. Loyola (11/19/16)
#30		Field Goals: 2, at Oakland (12/1/16)	Field Goals: 4, at Baylor (11/11/16)
		3-pt Made: 2, at Oakland (12/1/16)	3-pt Made: 3, vs. Loyola (11/19/16)
#52		FT Made: 1, vs. Montana (11/21/16)	FT Made: 6, at Baylor (11/11/16)
		Rebounds: 2, at Oakland (12/1/16)	Rebounds: 1, vs. Ole Miss (11/18/16)
#30		Assists: 2 (3x); Most Recently, at Oakland (12/1/16)	Assists: N/A
		Steals: 1, vs. Montana (11/21/16)	Steals: 2, vs. Tulsa (11/28/16)

TEAM

SEASON HIGHS

SEASON LOWS

Points: 88, vs. Ole Miss (11/18/16)	Points: 47, vs. Montana (11/21/16)
Field Goals: 31, vs. Ole Miss (11/18/16)	Field Goals: 18, vs. Montana (11/21/16)
3-pt Made: 11, vs. Ole Miss (11/18/16)	3-pt Made: 2, vs. Montana (11/21/16)
FT Made: 21, vs. Rogers State (11/14/16)	FT Made: 5, at Oakland (12/1/16)
Rebounds: 43, vs. Rogers State (11/14/16)	Rebounds: 29, vs. Montana (11/21/16); vs. Tulsa (11/28/16)
Assists: 19, vs. Ole Miss (11/18/16)	Assists: 8, vs. Loyola (11/19/16)
Steals: 11, vs. Rogers State (11/14/16)	Steals: 1, vs. Loyola (11/19/16)
Blocks: 9, vs. Tulsa (11/28/16)	Blocks: 0 (2x); Most Recently vs. Rogers State (11/14/16)
Turnovers: 19, at Oakland (12/1/16)	Turnovers: 6, vs. Tulsa (11/28/16)